



# WTO Tariff Analysis Online (TAO)

**Tariff Analysis Online** is for researching and analysing tariff data maintained in two WTO databases: the Integrated Database (IDB, which contains general information on applied tariffs and imports) and Consolidated Tariff Schedules (CTS, which includes members' binding commitments on maximum tariffs). The information was made available to the public in February 2010, following the Market Access Committee's decision to allow public access to the two databases.

## How does Tariff Analysis Online work?

Users ask Tariff Analysis Online some questions — the “**queries**” — which produce some answers — the “**reports**”. The answers can be viewed and manipulated online or downloaded and printed.

A query contains a set of selection criteria, which can be saved or built on the fly. The options can be seen in the image below. Before seeking an answer (a report), the user must choose either a pre-built query or create a new one. The criteria comprise an import market for a given year along with a group of products, which can be one, several or all products defined under the Harmonized System's nomenclature and classification. Frequently-used products can also be saved as a set. Queries and sets of products can therefore be created, named and modified for re-use, or deleted if no longer needed.

**JARGON BUSTER**  
Page 8

When you first enter the facility, you are presented with a choice of available reports, which can be about applied duties and trade data, or bound commitments:

Currently no query criteria are set.		<b>Make selection</b>
<b>Applied Duties and Trade (IDB)</b>		
<b>Tariff Line Duties</b> Detailed information on duties by tariff line.	<b>HS Subheading Duties</b> Detailed information on duties and imports by HS Subheading. <span>NEW</span>	
<b>Tariff Averages</b> Simple and trade-weighted tariff averages.	<b>Tariff And Trade Profiles</b> Tariff and trade information illustrated by ranges of customs duties.	
<b>Principal Suppliers</b> Imports from all suppliers ranked by market share.	<b>Principal Products</b> Products at the HS Chapter, Heading and Subheading levels by importance of trade	
<b>Duties Comparison</b> Comparison of two duty regimes.	<b>Status Of Bindings</b> Number of tariff lines and corresponding imports by the binding status, where available.	
<b>Duties faced in export markets</b> Summary and detailed views of duties and trade by export market. <span>NEW</span>		
<b>Bound Duties and Commitments (CTS)</b>		
<b>Tariff Concessions</b> Detailed information on tariff bindings by tariff line.	<b>Tariff Quotas</b> Commitments on in-quota and out-of-quota duties and volumes of products subject to tariff quotas.	
<b>Total AMS Reduction Commitments</b> The Total Aggregate Measure of Support (AMS) reduction commitments by Member.	<b>Export Subsidies</b> Information on Members' Export Subsidy commitments by product and tariff line.	

Click on **Make selection** (or on any **report**) and you will be prompted to select a market and year, or you can use a saved query. The default for product selection is **All products**. To select individual products, click on **Uncheck all** and then select the desired products. The product tree can be expanded

to a greater level of detail by clicking on the cross to the left of the product. More information on selecting products can be found below.

X
Select Saved Query or Specify New Selection Criteria

**Applied Duties and Trade (IDB)**    **Bound Duties (CTS)**

Market and Product Selection   Saved Query

**Please specify a market by selecting a country and a year.**

Reporting country	Year	Imports	Nomenclature	Status
<input type="radio"/> Albania	<input checked="" type="radio"/> 2011	No	HS 2007	Provisional
<input type="radio"/> Algeria	<input type="radio"/> 2010	No	HS 2007	Approved
<input type="radio"/> Angola	<input type="radio"/> 2009	No	HS 2007	Approved
<input type="radio"/> Antigua and Barbuda	<input type="radio"/> 2008 Rev. 2	Yes	HS 2007	Approved
<input type="radio"/> Argentina	<input type="radio"/> 2007 Rev. 1	Yes	HS 2007	Approved
<input type="radio"/> Armenia	<input type="radio"/> 2006 Rev. 1	Yes	HS 2002	Approved
<input checked="" type="radio"/> <b>Australia</b>	<input type="radio"/> 2005 Rev. 1	Yes	HS 2002	Approved
<input type="radio"/> Bahamas	<input type="radio"/> 2004	Yes	HS 2002	Approved

**Products**

Find
Clear

Check all   Uncheck all

- Total - All products
- 01 - LIVE ANIMALS
- 02 - MEAT AND EDIBLE MEAT OFFAL
- 03 - FISH AND CRUSTACEANS, MOLLUSCS AND OTHER AQUATIC INVERTEBRATES
- 04 - DAIRY PRODUCE; BIRDS' EGGS; NATURAL HONEY; EDIBLE PRODUCTS OF ANIMAL ORIGIN, NOT ELSEWHERE SPECIFIED OR INCLUDED
- 05 - PRODUCTS OF ANIMAL ORIGIN, NOT ELSEWHERE SPECIFIED OR INCLUDED

Code	Description
*	All products

Continue   
 Additional Criteria   
 Reports list   
 Cancel

Click on **Continue** to return to the report list (or to compile the report previously selected). **Continue** will always bring you back to the page previously displayed. **Additional criteria** will bring you to the extended selection panels where you can apply tariff and trade criteria to your query and/or save your query along with the selected products for further use. **Report list** will take you to the report page.

If you use this basic selection to change the reporting country after having compiled a report, your selected products will remain unchanged, unless the year selected is in a different nomenclature than that previously selected (the Harmonized System's code numbers are updated periodically and countries apply the updates to their own tariffs and trade shortly afterwards). In that case, the default of "All products" will be applied and you will need to redo your product selection.

## Functions and features

This is the menu on the left of the window, with explanations of the available choices:

Reports
Queries
Product Groups
Download Data
Printable View
Help
About TAO

**“Reports”** Click directly on **Reports** to view the report page or expand the selection to bound or applied (tariffs) and the available reports. Click on a report to compile it. You will be prompted to create a new query or select an existing one.

When viewing any report, two functions are available at the top right of the window —



**Download Data** and **View in PDF**. The download function allows you to export the report data in Excel, XML, or text format. The PDF format can be used for printing the report.

**“Queries”** Click directly on **Queries** to view or edit saved queries. Expand the query button (New IDB query or New CTS query) to create a new query. (IDB queries produce reports on applied tariffs and imports from the Integrated Database. CTS queries produce reports on members' commitments from the Consolidated Tariff Schedules database.)

**“Product groups”** Click on this button to view, create or modify the product groups you want to use in your query.

**“Download data”** see section below.

**“Printable view”** Printable view allows you to view or print any window in portrait PDF format without showing the menu bars on the left hand side of the window. You can use the browser's **Back** and **Forward** buttons to navigate when in printable view. Click on **Full navigation** to return to the normal format.

## Download data

Clicking on **Download data** from the main menu, the user will be presented with a screen where they can make the selection to either export the result of a report based on a selected query, or to download one or several country-year periods from IDB or CTS, or the contents of the WTO reference database.

Currently no query criteria are set.						<a href="#">Make selection</a>
<b>Download Data</b>						
<b>Report Export</b> Click here to export the reports' information.			<b>Database Export</b> Click here to download data from the IDB, CTS and the Reference databases. <small>NEW</small>			
<b>Download</b>						
File Name	File Size	Created Date	Status	MS Access		
AUS_2010_IDB.xml.zip	429 KB	2011-05-09 11:04	Ready			

To export the replies of your queries — i.e. the report data — to a file, choose **Report Export** from the screen above. Then choose a report, the file type for the data you are exporting (i.e., Excel, XML or text) and enter a file name for your exported data. Then click the **Export** button on the top right of the window. Click the **Refresh** button to see the status of your download. Click on the **file name** or the **download icon** to download the file to your computer.

To download data from the IDB, CTS or the reference database, please select **Database Export**. In the tabbed view shown below, the user can select country-year periods from the IDB database.

**Database Export**

Applied Tariffs (IDB) Bound Tariffs (CTS) Reference Database

**IDB Country / Year Periods**

Reporting country: All Countries Year: All Years Items per page: 10

Reporting country	Year	Contents	Status	Loaded on	Action
Argentina	1998 Rev. 1	Imports and tariff data	Approved	12/11/2001	Add to export list
Argentina	1997 Rev. 1	Imports and tariff data	Approved	12/11/2001	Add to export list
Australia	1996 Rev. 1	Imports and tariff data	Approved	12/11/2001	Add to export list
Barbados	1999 Rev. 1	Tariff data	Approved	12/11/2001	Add to export list
Barbados	1997	Imports	Approved	12/11/2001	Add to export list
Barbados	1996	Imports	Approved	12/11/2001	Add to export list
Bolivia, Plurinational State of	1997	Tariff data	Approved	12/11/2001	Add to export list
Bolivia, Plurinational State of	1996	Tariff data	Approved	12/11/2001	Add to export list
Brazil	2000 Rev. 1	Imports and tariff data	Approved	12/11/2001	Add to export list
Brazil	1999	Imports and tariff data	Approved	12/11/2001	Add to export list

1 2 3 4 5 6 7 8 9 10 ... last


**Country/Year Periods Selected for Export**

Argentina	1998 Rev. 1	Imports and tariff data	Approved	12/11/2001	Remove from list
-----------	-------------	-------------------------	----------	------------	------------------

File Name : ARG\_1998 The following files will be generated : ARG\_1998\_IDB.xml.zip

Export Format: XML (self-descriptive textual data format) Export

**Download**

File Name	File Size	Created Date	Status	MS Access
AUS_2010_IDB.xml.zip	429 KB	2011-05-09 11:04	Ready	 

Below is the corresponding CTS export view.

**Database Export**

Applied Tariffs (IDB) Bound Tariffs (CTS) Reference Database

**CTS Country Commitments**

Reporting country: All Countries Items per page: 10

Reporting country	Year	Base nomenclature	Status	Loaded on	Action
Albania	2002	HS 2002	Approved	1/12/2010	Add to export list
Angola	2002	HS 2002	Approved	1/12/2010	Add to export list
Antigua and Barbuda	2002	HS 2002	Approved	1/12/2010	Add to export list
Argentina	1998 Rev. 5	HS 1996	Approved	11/1/2007	Add to export list
Bahrain	2002	HS 2002	Approved	1/12/2010	Add to export list
Bangladesh	1996 Rev. 4	HS 1996	Approved	11/12/2007	Add to export list
Belize	2002	HS 2002	Approved	1/12/2010	Add to export list
Benin	2002	HS 2002	Approved	1/12/2010	Add to export list
Bolivarian Republic of Venezuela	2003	HS 1996	Approved	12/11/2008	Add to export list
Bolivia, Plurinational State of	2002	HS 2002	Approved	1/12/2010	Add to export list

1 2 3 4 5 6 7 8 9 10 ... last



**Countries Selected for Export**

Argentina	1998 Rev. 5	HS 1996	Approved	11/1/2007	Remove from list
-----------	-------------	---------	----------	-----------	------------------

File Name : ARG\_1998 The following files will be generated : ARG\_1998\_CTS.xml.zip

Export Format: XML (self-descriptive textual data format) Export



**Download**

File Name	File Size	Created Date	Status	MS Access
AUS_2010_IDB.xml.zip	429 KB	2011-05-09 11:04	Ready	 

The user can filter this view by Country or, in case of IDB, also by Year by making a selection in the corresponding drop down selection box. They can page through the list by choosing the page number in the bottom of the list. By clicking on **Add to export list** the user can select for export one or more country-year periods. After all desired country-year periods have been selected; the user must provide a name for the file and click on the **Export** button. The file being generated will then show up in the





Download file list below. The status of the new file will be marked with the image  signifying that the file is still being generated. By clicking on this image-button, the user can refresh the status of the file until it becomes **Ready**. At this point the file can be downloaded. The format of the resulting file will be XML. It can be converted to an MS Access file by clicking on the  image. In the displayed popup, the user can select the desired version of MS Access and click on **Export** to generate the MS Access copy of the data.

## Query management

Queries can be managed in the **Extended query** option. At the top of the window, enter a name for the query and optionally a description.





Query name:	<input type="text" value="US 2008"/>
Query description:	<input type="text"/>

Reporter Year (required)   Selected Products (required)   Duty Criteria   Trade Parameters

Save Query
Save As Copy
Discard Changes

You need to select at least a reporting country and products. Then click on **Save Query**. If you are changing a previously saved query you can use **Save as Copy** to save under a new name with any changes made to the original query.

## Product groups

	Group Name
Delete checked groups	 17
	 17
Create New Product Group	 View Detail or Modify Product Group
	 27

There are two ways to work with product groups. The first is to click on **Product Groups** on the left side of the window. A list of the saved product groups will be presented. Click on the **pencil** ("Edit" icon) on the left to view or edit a product

group. Or click on **Create New Product Group** on the left to create a new one.

The second is to click on the **Selected Products** tab in the **Extended query** option. To create a new product group, select **New product group** from the dropdown list and enter a **Group Name** for the products. Click on the **check box** to the left of the product to add the product to the panel below. Uncheck a product to remove it. Click on the **Save Query** button to save the query and the product group. If the product group is not saved, it can still be used to compile reports.

APPLIED | Chile - 2007 | HS 2007 | WTO AG

Query name: Chile 2007  
 Query description: Chapter 01

Reporter Year (required) Selected Products (required) Duty Criteria Trade Parameters

Product Group  
 Base Nomenclature: Harmonized System 2007  
 Group Name: Ch 01

Products  
 Find Clear

Total - All products

- 01 - LIVE ANIMALS
- 02 - MEAT AND EDIBLE MEAT OFFAL
- 04 - DAIRY PRODUCE; BIRDS' EGGS; NATURAL HONEY; EDIBLE PRODUCTS OF ANIMAL ORIGIN, NOT ELSEWHERE SPECIFIED OR INCLUDED
- 05 - PRODUCTS OF ANIMAL ORIGIN, NOT ELSEWHERE SPECIFIED OR INCLUDED
- 06 - LIVE TREES AND OTHER PLANTS; BULBS, ROOTS AND THE LIKE; CUT FLOWERS AND ORNAMENTAL
- 07 - EDIBLE VEGETABLES AND CERTAIN ROOTS AND TUBERS
- 08 - EDIBLE FRUIT AND NUTS; PEEL OF CITRUS FRUIT OR MELONS
- 09 - COFFEE, TEA, MATE AND SPICES
- 10 - CEREALS
- 11 - PRODUCTS OF THE MILLING INDUSTRY; MALT; STARCHES; INULIN; WHEAT GLUTEN
- 12 - OIL SEEDS AND OLEAGINOUS FRUITS; MISCELLANEOUS GRAINS, SEEDS AND FRUIT; INDUSTRIAL

Code	Description
01xxxx	LIVE ANIMALS

### Saved product groups:

To use a saved product group, click on the **Select product group** dropdown list and select a group.

Reporter Year (required) Selected Products (required) Duty Criteria Trade Parameters

Product Group  
 Base Nomenclature: Harmonized System 2002  
 Group Name: < Select Product Group >

Products  
 Find Clear

No product group is selected

< Select Product Group >  
 < New Product Group >  
 01  
 03-16  
 04  
 17  
 2002  
 27eu  
 41and60  
 41hs6  
 64

Alternately, click on **New Product Group** to create a new one.

## Viewing a query

Click on the summary query parameters at the top of the window to view the query parameters.

 **IDB | Canada - 2006 | HS 2002 | WTO AG | ALL PRODUCTS**

DB Query Detail View query detail X

Query Name	can 2006
Query Description	Description not provided
Base Nomenclature	Harmonized System 2002
Product Classification	HS - WTO Agricultural Products Definition
Reporting country	Canada
Year	2006

**Selected Products**

Product Group	All prods
Group Description	

Code	Description
*	Total - All products

**Duty Types**

All duty types selected
-------------------------

**Natures**

All natures selected
----------------------

**Bindings**

All bindings selected
-----------------------

**Trade**

No trade criteria applied
---------------------------

Close window
Print

### JARGON BUSTER

- **ad valorem (AV)**: a tariff rate charged as percentage of the price
- **applied rates**: duties that are actually charged on imports. These can be below the bound rates
- **bound rates (tariff binding)**: commitment not to increase a rate of duty beyond an agreed level. Once a rate of duty is bound, it may not be raised without compensating the affected parties
- **Consolidated Tariff Schedules (CTS)**: WTO database of member countries' legally binding commitments on tariffs, tariff quotas and agricultural subsidies
- **digits, digit-level**: (tariffs) a reference to the codes used to identify products. Categories of products are subdivided by adding digits. See **Harmonized System**
- **EX**: code used in WTO databases (IDB, CTS) to reflect the fact that a narrowly-defined product (tariff line) is further subdivided because it has two or more duties (see **Harmonized System, tariff suffix**). The import statistics will be for the product (tariff line) as a whole, not for each subdivision
- **Harmonized System**: World Customs Organization's system of code numbers for identifying products. The codes are standard up to six digits. Beyond that countries can introduce national distinctions for tariffs and many other purposes

Under the system, the broadest categories of products are identified by two-digit "chapters" (e.g. 04 is dairy products, eggs and other edible animal products). These are then sub-divided by adding more digits: the higher the number of digits, the more detailed the categories. For example the four-digit code or "heading" 0403 is a group of products derived from milk. At six digits, 0403.10 is the "sub-heading" yoghurt; at the eight-digit or "tariff-line" level, 0403.10.11 could be low-fat yoghurt

- **Integrated database (IDB)**: WTO database of countries' bound and applied tariffs and imports
- **MFN (most-favoured-nation) tariff**: normal non-discriminatory tariff charged on imports (excludes preferential tariffs under free trade agreements and other schemes or tariffs charged inside quotas)
- **schedules**: (for goods) list of bound tariff rates
- **tariff line (TL in the tables)**: a product, as defined by a system of code numbers for tariffs
- **tariff suffix**: code used in WTO databases (IDB, CTS) to extend a narrowly-defined product's (a tariff line's) HS code number (see **Harmonized System**) in order to record two or more duties at different levels. The tariff suffixes are additional digits used when the customs tariff is more detailed than the corresponding import statistics. The individual duties are recorded under tariff sub-items, which have tariff suffixes "01"–"99" added to the product's code. The average of the sub-items' duty rates could be recorded under the principal item (tariff suffix "00"). The tariff suffix is also used to record partially bound MFN duties. See **EX**

## How to ...? Tips on extracting data

### How to use Duty Criteria and/or Trade parameters to select specific tariff lines

Note that the optional duty and trade criteria options are based on the entire file (all products). If the criteria specified does not apply to the products that have been selected, a message will be shown saying, "No tariff lines available for the selected product".

Tariff lines are selected according to the criteria specified as follows. Some of the criteria can be combined with "and", the Boolean operator:

#### WHAT IS A 'TARIFF LINE'?

A product defined at a detailed level (eg, with seven, eight or more digits in the identifying codes) for the purposes of setting a customs tariff.



**Evaluation of duty criteria:**

Data element (if specified)	Criteria for selection	Boolean operator
Nature of duty	Nature of duty, for any duty, for the tariff line equal to that checked	AND
Binding	Any binding checked	AND
Duty values	Any duty type checked for which the duty value falls within the value range or threshold specified	
AND		

**Evaluation of Trade Parameters:**

Data element (if specified)	Criteria	Boolean operator
Partner	Trade exists for selected partner (or, if specified, no trade exists for partner)	AND
Trade threshold	Partner import value meets threshold specified	AND
Share / Rank	Partner falls within share OR rank specified	

**How CTS tariff lines are selected when using Duty Criteria:**

Tariff lines in the Consolidated Tariff Schedules (countries' lists of tariff commitments) are evaluated according to the duty criteria specified as follows. "MFN" or "most-favoured nation" means standard non-discriminatory or non-preferential tariffs. Where tariff quotas apply, the "MFN" tariffs are the rates for quantities outside the quotas. "Bindings" are committed maximum tariff rates:

Data element (if specified)	Criteria	Boolean operator
MFN Bound duty	Bound duty value falls within the value range or threshold specified	AND
Bound duty nature	Nature of bound duty for the tariff line equal to that checked: ie, whether ad valorem (percentage of the price) or something different	AND
Bound duty binding	Bound duty binding equal to any binding checked	AND
MFN base duty	Base duty value falls within the value range or threshold specified	AND
Base duty nature	Nature of base duty — ie, whether ad valorem (percentage of the price) or something different — for the tariff line equal to that checked	AND
Base duty binding	Base duty binding equal to any binding checked	AND
SSG/EX	Tariff line is SSG (special agricultural safeguard) item if checked AND tariff line	AND

Data element (if specified)	Criteria	Boolean operator
	is EX item if EX checked. (EX or "ex-out": see jargon buster on page 8)	
Binding	Any binding checked	AND
Present instrument	Any instrument checked	AND
Implementation period	Any implementation period checked	

### How to identify high tariffs:

After having selected the desired products using the **Selected Products** panel in the **Queries** window, execute the **Tariff and Trade Profiles Report** to identify duty ranges (either summary, detail or user-defined) where high tariffs occur. Next, go to the **Duty Criteria** panel in the **Queries** window and select the desired duty. Enter the duty threshold (eg, 15) in the **Value From** column. Then compile the **Tariff Line Report** to view the tariff lines where high tariffs occur.

Some tariff lines use the "tariff suffix" to record different duties for a given tariff line where the import statistics are not broken down according to the different duty levels. Note that for those tariff lines where the tariff suffix is used, if the duties of any of the member tariff lines (suffix 01-99) fall within the duty threshold, all tariff lines (tariff suffix 00-99) for the tariff item will be selected. An example is the following case:

Duty threshold: 15 %

Tariff line-Suffix	Duty Rate
0501.10.10-00	13% (simple average of the member lines)
0501.10.10-01	15.5%
0501.10.10-02	10.5%

Although the duties for suffix 00 and suffix 02 are less than the specified duty threshold, they are selected because the duty for suffix 01 is higher than the specified threshold. Also note that the imports for the tariff line are recorded at the level of the principal item (tariff suffix 00).

### How to identify products with high values of imports, either for a specific trading partner or as a whole:

There are two ways to do this. You can compile the **Principal Products Report** for all products or for a selection of products. If you are interested in products for a particular trading partner, first go to the **Trade Parameters** panel of the **Queries** window and select the desired trading partner. Then compile the **Principal Products Report**.

Alternately, use the **Trade Parameters** panel to select the partner and enter the value threshold. Next compile the **Tariff Line Report**. You can also compile the **Tariff Averages Report** to obtain the total number of tariff lines and aggregated imports for your selection.

### How to identify beneficiaries of specific trading regimes:

Execute the **Principal Suppliers Report**. Select an aggregate from the drop-down list based on the trading regime: MFN (most-favoured nation or normal trading), free-trade area, other preferential agreements, GSP (generalized system of preferences) total, LDC (least developed countries) total, general.

Then click on the partner drop-down list to see whether the partner is included in the list. Note that there are two aggregates for LDCs (least developed countries). The first is based on the reporting country's LDC definition which may differ from the second, a standard definition (labelled **Least Developed Countries** in the drop-down list) for all markets.

#### How to identify unbound items:

Use the **Duty criteria** panel to check Unbound duties (binding code "U"; note that the binding codes are not recorded for some reporting countries). Next compile the **Tariff Line Report** to view the unbound items. You can also compile the **Tariff Averages Report** to obtain the total number of tariff lines and aggregated imports for your selection.

#### How to identify products for which a particular trading partner is one of the main suppliers:

Select the partner in the **Trade parameters** panel and then use the share or rank criteria to identify products for which the selected trading partner is a main supplier. Next compile the **Tariff Line Report** to view the selected items. You can also compile the **Tariff Averages Report** to obtain the total number of tariff lines and aggregated imports for your selection.

#### How to identify the duties recorded for a particular reporting country:

The **Duty Criteria panel** shows the duties recorded for the reporting country. Beneficiaries of preferential trading schemes can be identified by clicking on the magnifying glass icon to the right of the duty.

#### How to select tariff lines with preferential treatments:

Execute the **Duties Comparison Report**. Select an MFN (ie, non-preferential) duty for Duty Type 1 and a preferential duty for Duty Type 2. Then click on the text "Duty1 > Duty 2". You will be presented with a list of all tariff lines where the MFN duty is higher than the selected preferential duty

#### Why do the unit values shown in the Tariff Line report and the Principal Suppliers report sometimes not match my manual calculations?

Unit values are calculated by dividing the total import value (in US dollars, usually CIF) by the quantity traded. Some members provide the quantities with decimal fractions, depending on the unit used for recording quantities. For instance if the quantity unit was metric tonnes (1,000 kg), a quantity of 150 kg would be recorded as 0.15. The decimal places for quantities are not shown in the reports. To calculate the actual quantity provided, divide the import value (in units) by the unit value.

#### Why are the number of tariff lines always the same in the summary reports regardless of the duty type selected?

Most analyses are compiled on the basis of a specified type of duty. Many users ask why the number of lines are always the same regardless of the type of duty selected. This is because when some types of preferential duties are not granted for all tariff lines, the query procedure selects the next best option. For instance, if you wish to compare the tariff averages for generalized system of preferences (GSP) duties with the tariff averages for most-favoured nation (MFN, ie, non-preferential) applied duties, for those tariff lines not benefiting from GSP treatment, the item would receive MFN treatment. For such items, the MFN duty would be used as a default duty. Default duties are assigned as follows:

- for WTO current bound duties (duty type 01), if the tariff line is unbound, the MFN (most-favoured nation or normal) applied duty (duty type 02) would be used;
- for MFN applied duties (duty type 02), if not recorded, the WTO current bound duty (duty type 01) would be used;
- for MFN temporary duties (duty type 03), if not recorded, the MFN applied duty (duty type 02) would be used or, if not recorded, the WTO current bound duty would be used;
- for GSP (generalized system of preferences) duties (duty types 40-49), if not recorded, the following duty types would be used by default if recorded: duty type 03 or duty type 02 or duty type 01.
- for LDC (least developed countries) duties (duty type 50), if not recorded, the following duty types would be used by default if recorded: duty type 40 or duty type 03 or duty type 02 or duty type 01;
- for General duties (duty type 80), if not recorded, the following duty types would be used by default if recorded: duty type 03 or duty type 02 or duty type 01.
- for other preferential duties (FTA ie free trade area, ZONE, Other preferential — duty types 10 — 39), if not recorded, the following duty types would be used by default if recorded: duty type 03 or duty type 02 or duty type 01.

To see the tariff lines that are accorded a particular type of duty, for instance GSP duties, use the Duty Criteria panel to select the GSP duty and then compile a summary report to see the number of lines where the GSP duty is accorded or the Tariff Line Report to see the GSP items.

### How to identify duties faced in export markets?

This report presents imports of a selected trading partner in one market or across all available markets and the respective duties faced.

#### Option 1 – Latest data within time range, summary report, traded tariff lines, products selected.

End year	2009	<input checked="" type="radio"/> Latest data within time range	<input checked="" type="radio"/> Summary	<input checked="" type="radio"/> Traded lines	<input checked="" type="radio"/> Sort by value	Display
Start year	1996	<input type="radio"/> Time series	<input type="radio"/> Detail	<input type="radio"/> All tariff lines	<input type="radio"/> Sort by importer	Clear all
Exporter	Select an Exporter	Chapter	Select a Product			
Importer	ALL Available Markets	Heading	Select Heading			
		Sub heading	Select SubHeading			
Items/page						10 20 50 100
Nomenclature concordance details						

One needs to select as a minimum either (1) an **exporter** (trading partner) and a **product** (Chapter, heading or Sub-heading) or (2) an **exporter** and an **importer** (import market). The time range can also be specified. When all the selection criteria have been chosen, click on **Display**. In the example below, Canada has been selected as the exporter with products in Chapter 01. One can also initially select a heading (e.g. 0101) or sub-heading (e.g. 010110) as the product. The principal import markets for Canada for the latest year with trade in products of Chapter 01 are displayed in descending value of trade.

Additionally, the report shows the number of traded tariff lines (All items) for MFN duties of which are *ad valorem* duties (Ad val.) and *non-ad valorem* duties (Non ad val.). The number of tariff lines where there

are preferential duties (Pref. duties) for the trading partner (exporter) - *ad valorem* preferential duties (Ad val.) and *non-ad valorem* duties (Non ad val.) is also shown. Trade data may be missing because the reporter country has not reported its trade (or has not reported within the selected period), or because the selected product has not been imported in this latest available period. The option **All tariff lines** can be used in order to know if data are missing because there are no imports of that product in that period, or because the information has not been notified.

The simple averages of MFN duties and the best preferential duties (i.e. lowest for the trading partner) are displayed. Check the reporter notes for the market to see whether and which preferential duties are available. At the tariff line level, the report shows preferences, where available. If the option **All tariff lines** (rather than traded lines) is selected the report will show the latest data available, whether or not there is trade.

Importer	Year	Chapter	Rank	Value (US\$)	Number of lines			Pref. duties		Duties Simple average	
					MFN duties			Ad val.	Non ad val.	MFN	Best
					All items	Ad val.	Non ad val.	Ad val.	Non ad val.		
ALL Available Markets		01 LIVE ANIMALS		2,154,715,087	175	160	15	13	0	10.11	9.94
United States	2008	H5 2007	1	2,085,386,956	20	14	6	9	0	0.74	0.00
Japan	2008	H5 2007	2	25,533,829	13	13	0	0	0	0.65	0.65
European Union	2008	H5 2007	3	13,569,224	17	11	6			2.67	2.67
Mexico	2008	H5 2007	4	12,677,841	9	9	0			12.22	12.22
China	2008	H5 2007	5	5,191,896	5	5	0			4.00	4.00
Croatia	2008	H5 2007	6	3,792,613	3	3	0	0	0	3.33	3.33
Korea, Republic of	2008	H5 2007	7	2,282,968	11	11	0	0	0	17.19	17.19
Chile	2007	H5 2007	8	1,852,948	2	2	0			6.00	6.00
Taipei, Chinese	2008	H5 2002	9	829,203	8	8	0	0	0	6.69	6.69
Poland	2003	H5 2002	10	469,399	5	5	0			2.50	2.50
Tunisia	2004	H5 2002	11	429,763	1	1	0			20.00	20.00
Costa Rica	2008	H5 2007	12	352,767	4	4	0	4	0	7.75	0.00
Colombia	2007	H5 2007	13	339,457	3	3	0			6.67	6.67
Hungary	2001	H5 1996	14	204,442	3	3	0	0	0	32.27	32.27
Israel	2007	H5 2007	15	198,000	3	3	0			0.00	0.00
Panama	2008	H5 2007	16	187,588	2	2	0			0.30	0.30
Philippines	2008	H5 2007	17	159,448	2	2	0			2.50	2.50
Guatemala	2001	H5 1996	18	154,800	2	2	0	0	0	0.00	0.00
Peru	2006	H5 2002	19	117,137	1	1	0			0.00	0.00
Argentina	2008	H5 2007	20	113,899	2	2	0			4.00	4.00

### Option 2 – As above but with more detailed information

By switching the display option from **summary** to **detail**, the report can show more detailed information at the level of HS headings, sub-headings or tariff lines. This example shows detailed information at the level of HS headings (4 digits) in Chapter 01.



<b>Detail level</b> HS 4-digit <span style="float: right;">Sub-heading Select a SubHeading</span>											
Select detail level HS 4-digit HS 6-digit Tariff line											
1 2 3 4 5 6 7 8 >    Items/page <input type="radio"/> 10 <input checked="" type="radio"/> 20 <input type="radio"/> 50 <input type="radio"/> 100    Go to page <input type="text" value="1"/>											
01 LIVE ANIMALS											
<b>Nomenclature concordance details</b>											
Importer	Year	Chapter	Rank	Value (US\$)	Number of lines			Duties			
Heading		Nomenclature			MFN duties			Simple average			
					All items	Ad val.	Non ad val.	Ad val.	Non ad val.	MFN	Best
<b>ALL Available Markets</b>		<b>01 LIVE ANIMALS</b>		2,154,715,087	175	160	15	13	0	10.11	9.94
<b>United States</b>	2008	HS 2007	1	2,085,386,956	20	14	6	9	0	0.74	0.00
0102 Live bovine animals.				1,489,351,339	3	2	1	1	0	0.00	0.00
0103 Live swine.				482,274,467	3	3	0	0	0	0.00	0.00
0106 Other live animals.				45,649,976	5	5	0	2	0	0.72	0.00
0101 Live horses, asses, mules and hinnies.				38,304,693	3	3	0	1	0	2.27	0.00
0105 Live poultry, that is to say, fowls of the species Gallus domesticus, ducks, geese, turkeys and guinea fowls.				29,798,981	5	0	5	5	0		0.00
0104 Live sheep and goats.				7,500	1	1	0	0	0	0.00	0.00
<b>Japan</b>	2008	HS 2007	2	25,533,829	13	13	0	0	0	0.65	0.65
0101 Live horses, asses, mules and hinnies.				24,369,295	1	1	0	0	0	0.00	0.00
0103 Live swine.				437,011	2	2	0	0	0	4.25	4.25
0105 Live poultry, that is to say, fowls of the species Gallus domesticus, ducks, geese, turkeys and guinea fowls.				381,515	1	1	0	0	0	0.00	0.00
0106 Other live animals.				346,008	9	9	0	0	0	0.00	0.00
<b>European Union</b>	2008	HS 2007	3	13,569,224	17	11	6			2.67	2.67
0106 Other live animals.				5,855,363	7	7	0			1.46	1.46
0105 Live poultry, that is to say, fowls of the species Gallus domesticus, ducks, geese, turkeys and guinea fowls.				3,476,618	5	0	5				
0101 Live horses, asses, mules and hinnies.				3,377,786	3	3	0			6.40	6.40
0103 Live swine.				859,457	2	1	1			0.00	0.00

One can also view the details of nomenclature changes if the data for the importers are in different versions of the HS nomenclature. Click on the arrow on the right of this panel to view the data.

Nomenclature concordance details						
Selected HS	Selected TL	Description	Linked HS	Linked TL	Description	Share(%)
HS 2007	010110	- Pure-bred breeding animals	HS 1996	010111	-- Pure-bred breeding animals	100.00
HS 2007	010110	- Pure-bred breeding animals	HS 1996	010120	- Asses, mules and hinnies	50.00
HS 2007	010190	- Other	HS 1996	010119	-- Other	100.00
HS 2007	010190	- Other	HS 1996	010120	- Asses, mules and hinnies	50.00
HS 2007	010594	-- Fowls of the species Gallus domesticus	HS 2002	010592	-- Fowls of the species Gallus domesticus, weighing not more than 2,000 g	100.00
HS 2007	010594	-- Fowls of the species Gallus domesticus	HS 2002	010593	-- Fowls of the species Gallus domesticus, weighing more than 2,000 g	100.00
HS 2007	010594	-- Fowls of the species Gallus domesticus	HS 1996	010592	-- Fowls of the species Gallus domesticus, weighing not more than 2,000 g	100.00
HS 2007	010594	-- Fowls of the species Gallus domesticus	HS 1996	010593	-- Fowls of the species Gallus domesticus, weighing more than 2,000 g	100.00
HS 2007	010611	-- Primates	HS 1996	010600	Other live animals	12.50
HS 2007	010612	-- Whales, dolphins and porpoises (mammals of the order Cetacea); manatees and dugongs (mammals of the order Sirenia)	HS 1996	010600	Other live animals	12.50
HS 2007	010619	-- Other	HS 1996	010600	Other live animals	12.50
HS 2007	010620	- Reptiles (including snakes and turtles)	HS 1996	010600	Other live animals	12.50
HS 2007	010631	-- Birds of prey	HS 1996	010600	Other live animals	12.50
HS 2007	010632	-- Psittaciformes (including parrots, parakeets, macaws and cockatoos)	HS 1996	010600	Other live animals	12.50
HS 2007	010639	-- Other	HS 1996	010600	Other live animals	12.50
HS 2007	010690	- Other	HS 1996	010600	Other live animals	12.50

If the option **All tariff lines** (rather than traded lines) is selected the report will show the latest data available, whether or not there is trade.

To clear the selection criteria click on the **Clear all** button at the top right of the window.

**Option 3 – Latest data within time range, detailed report, traded tariff lines, importer selected**

This option presents principal exports of one exporter (Canada) to one importer (United States) by selecting the importer/exporter option with the detail report. No products are selected. The report shows the principal products imported into the United States from Canada at the chapter level (the default).

End year:   Latest data within time range  Summary  Traded lines  Sort by value  
 Start year:   Time series  Detail  All tariff lines  Sort by product

Exporter:  Chapter:  (96)  
 Importer:  Heading:   
 Detail level:  Sub-heading:

1 2 3 4 5 6 > Items/page:  10  20  50  100 Go to page:

Nomenclature concordance details											
Importer Chapter	Year	All products selected Nomenclature	Rank	Value (US\$)	Number of lines			Pref. duties		Duties Simple average	
					All items	Ad val.	Non ad val.	Ad val.	Non ad val.	MFN	Best
United States	2008	H5 2007		319,573,434,865	7,291	6,710	581	6,134	0	3.70	0.02
27		MINERAL FUELS, MINERAL OILS AND PRODUCTS OF THEIR DISTILLATION; BITUMINOUS SUBSTANCES; MINERAL WAXES	1	111,094,086,423	62	40	22	26	0	0.67	0.00
87		VEHICLES OTHER THAN RAILWAY OR TRAMWAY ROLLING-STOCK, AND PARTS AND ACCESSORIES THEREOF	2	47,500,554,247	169	169	0	148	0	2.57	0.00
84		NUCLEAR REACTORS, BOILERS, MACHINERY AND MECHANICAL APPLIANCES; PARTS THEREOF	3	21,644,514,323	729	727	2	516	0	1.30	0.00
39		PLASTICS AND ARTICLES THEREOF	4	10,688,682,057	218	218	0	317	0	4.21	0.00
85		ELECTRICAL MACHINERY AND EQUIPMENT AND PARTS THEREOF; SOUND RECORDERS AND REPRODUCERS, TELEVISION IMAGE AND SOUND RECORDERS AND REPRODUCERS, AND PARTS AND ACCESSORIES OF SUCH ARTICLES	5	9,961,892,284	480	477	3	727	0	1.71	0.00
48		PAPER AND PAPERBOARD; ARTICLES OF PAPER PULP, OF PAPER OR OF PAPERBOARD	6	9,646,601,052	182	182	0	0	0	0.00	0.00
76		ALUMINIUM AND ARTICLES THEREOF	7	9,133,441,465	60	60	0	72	0	3.56	0.00
44		WOOD AND ARTICLES OF WOOD; WOOD CHARCOAL	8	6,814,359,507	152	148	4	60	0	2.07	0.00
72		IRON AND STEEL	9	6,267,661,132	217	217	0	10	0	0.15	0.00
88		AIRCRAFT, SPACECRAFT, AND PARTS THEREOF	10	5,750,609,651	15	15	0	1	0	0.20	0.00
73		ARTICLES OF IRON OR STEEL	11	5,256,841,289	238	238	0	98	0	1.15	0.00
30		PHARMACEUTICAL PRODUCTS	12	4,617,295,486	37	37	0	4	0	0.18	0.00
94		FURNITURE; BEDDING, MATTRESSES, MATTRESS SUPPORTS, CUSHIONS AND SIMILAR STUFFED FURNISHINGS; LAMPS AND LIGHTING FITTINGS, NOT ELSEWHERE SPECIFIED OR INCLUDED; ILLUMINATED SIGNS, ILLUMINATED NAME-PLATES AND THE LIKE; PREFABRICATED BUILDINGS	13	4,585,854,258	85	85	0	51	0	1.94	0.00

Different levels of detail can be chosen up to the level of tariff line as in the following example. Note that it can take one minute or more to compute the data at tariff line level, depending on the number of tariff lines imported.

Nomenclature concordance details									
Importer	Year	All products selected Nomenclature	Rank	Value (US\$)	MFN duties		Preferential duties		
					Ad val.	Specific	Description	Ad val.	Specific
United States	2008	H5 2007		319,573,434,865	3.70				0.02
27090010		Petroleum oils and oils from bituminous minerals, crude, testing under 25 degrees A.P.I.		32,044,960,020	5.25 cents/bbl	Free-trade area duty rates for Canada under the NAFTA			0.00
27090020		Petroleum oils and oils from bituminous minerals, crude, testing 25 degrees A.P.I. or more		30,206,480,591	10.5 cents/bbl	Free-trade area duty rates for Canada under the NAFTA			0.00
27112100		Natural gas, in gaseous state		26,702,968,147	0.00				
87032400		Mtr cars & o/mtr. vehicles for transport of persons, w/spark-ign. int. combust. recip. piston engine w/cyl. cap. o/ 3000 cc		25,184,452,853	2.50	Free-trade area duty rates for Canada under the NAFTA			0.00
87032300		Mtr cars & o/mtr. vehicles for transport of persons, w/spark-ign. int. combust. recip. piston engine w/cyl. cap. o/1500 cc or 3000 cc		6,173,245,838	2.50	Free-trade agreement duty rate for Canada under the Automotive Products Trade Act (APTA)			0.00
27160000		Electrical energy		3,640,509,386	0.00				
30049091		Medicaments consisting of mixed or unmixed products for therapeutic or prophylactic uses, in measured doses or put up for retail, nesoi		3,556,193,009	0.00				
44071001		Coniferous wood sawn or chipped lengthwise, sliced or peeled, of a thickness exceeding 6 mm		3,216,246,881	0.00				
27101118		Light oil motor fuel blending stock from petroleum oils & bituminous minerals (o/than crude) or prep 70%+ by wt. from petroleum oils		3,204,392,717	52.5 cents/bbl	Free-trade area duty rates for Canada under the NAFTA			0.00
76011060		Aluminum (o/than alloy), unwrought nesoi		3,161,348,138	0.00				
31042000		Potassium chloride		3,084,030,595	0.00				
71081210		Gold, nonmonetary, bullion and dore		2,446,726,984	0.00				
87082950		Pts. & access. of bodies for mtr. vehicles of headings 8701 to 8705, nesoi		2,400,905,758	2.50	Free-trade area duty rates for Canada under the NAFTA			0.00

If the option **All tariff lines** (rather than traded lines) is selected the report will show the latest data available, whether or not there is trade.

**Option 4 – Time series, summary, traded lines**

This report shows the imports and duties faced over the range of years specified. As a minimum, an importer, an exporter and a product must be selected. The report can be compiled at the level of chapter, heading, subheading or tariff line by choosing summary or detail levels.

End year: 2009  Latest data within time range  Summary  Traded lines  
 Start year: 1996  Time series  Detail  All tariff lines

Exporter: Lesotho Chapter: 61 - ARTICLES OF APPAREL AND CLOTHING ACCESSORIES, KNITTED OR CROCHETE (27)  
 Importer: Canada Heading: 6101 Men's or boys' overcoats, car-coats, capes, cloaks, anoraks (including ski-jacke (15)  
 Sub-heading: 610120 - Of cotton (3)

Items/page:  10  20  50  100 Go to page: 1

61 ARTICLES OF APPAREL AND CLOTHING ACCESSORIES, KNITTED OR CROCHETED  
 6101 Men's or boys' overcoats, car-coats, capes, cloaks, anoraks (including ski-jackets), wind-cheaters, wind-jackets and similar articles, knitted or crocheted, other than those of heading 61.03.  
 610120 - Of cotton

Nomenclature concordance details

Importer	Year	Sub-heading Nomenclature	Value (US\$)	Number of lines			Pref. duties		Duties	
				All items	Ad val.	Non ad val.	Ad val.	Non ad val.	MFN	Best
Canada		610120 - Of cotton	48,880	4	4	0	2	0	18.75	9.75
	2008	HS 2007	9	1	1	0	1	0	18.00	0.00
	2005	HS 2002	15	1	1	0	1	0	18.00	0.00
	2002	HS 2002	13,690	1	1	0	0	0	19.00	19.00
	2001	HS 1996	35,165	1	1	0	0	0	20.00	20.00

If the option **Traded lines** is selected, the report shows only products where there are imports for the year in question. However, if the option **All tariff lines** is selected, the report will also show duties where there is no trade. At the tariff line level, the report shows preferences, where available.

End year: 2009  Latest data within time range  Summary  Traded lines  
 Start year: 1996  Time series  Detail  All tariff lines

Exporter: Lesotho Chapter: 61 - ARTICLES OF APPAREL AND CLOTHING ACCESSORIES, KNITTED OR CROCHETE (96)  
 Importer: Canada Heading: 6101 Men's or boys' overcoats, car-coats, capes, cloaks, anoraks (including ski-jack (17)  
 Detail level: Select detail level Sub-heading: 610120 - Of cotton (3)

Items/page:  10  20  50  100 Go to page: 1

61 ARTICLES OF APPAREL AND CLOTHING ACCESSORIES, KNITTED OR CROCHETED  
 6101 Men's or boys' overcoats, car-coats, capes, cloaks, anoraks (including ski-jackets), wind-cheaters, wind-jackets and similar articles, knitted or crocheted, other than those of heading 61.03.  
 610120 - Of cotton

Nomenclature concordance details

Importer	Year	Sub-heading Nomenclature	Value (US\$)	MFN duties		Preferential duties	
				Ad val.	Specific	Description	Ad val.
Canada		610120 - Of cotton	48,880				
	2009	HS 2007 - Tariffs Only					
61012000		Of cotton		18.00		Least Developed Countries (LDC) duties	0.00
	2008	HS 2007	9				
61012000		Of cotton		9	18.00	Least Developed Countries (LDC) duties	0.00
	2007	HS 2007	0				
61012000		Of cotton		0	18.00	Least Developed Countries (LDC) duties	0.00
	2006	HS 2002	0				
61012000		Of cotton		0	18.00	Least Developed Countries (LDC) duties	0.00
	2005	HS 2002	15				
61012000		Of cotton		15	18.00	Least Developed Country Tariff	0.00
	2004	HS 2002	0				
61012000		Of cotton		0	18.00	Least Developed Country Tariff	0.00
	2003	HS 2002	0				
61012000		Of cotton		0	18.50	Least Developed Country Tariff	0.00
	2002	HS 2002	13,690				
61012000		Of cotton		13,690	19.00		
	2001	HS 1996	35,165				
61012000		Of cotton		35,165	20.00		
	2000	HS 1996	0				
61012000		Of cotton		0	20.50		

On the web: <<http://tariffanalysis.wto.org>>

E-mail: [iddb@wto.org](mailto:iddb@wto.org)